

THE OFF-SIDE UNDO

“A GENTLEMAN DOES NOT MOTOR ABOUT AFTER DARK” JOSEPH LUCAS



Official Publication of the English Motoring Club of Mississippi

On the web at www.msemc.org

January 2019

Volume 33



This 'n That

By Charlie Durning

Now that the holidays are over, we can get back to enjoying our little British cars. During the down time, I took the opportunity to do some maintenance and fix a few things I had neglected. More about this in Exhaust Rattles.

In addition, the New Year will bring some drives to lunch destinations. The planning is already underway to find interesting roads.

Of note, I got word that planning is in the works for a drive to the Tupelo Auto Museum. I know it's a long drive, but, the museum is closing soon. It is a must see before they close. Updates on that drive as the planning unfolds.



Christmas Party at Cashmans'

Pat and Barbara Cashman hosted our annual Christmas party. There was lots of good food and we had a great turnout! We have featured photos from the event later in the newsletter.

Annual Business and Awards Meeting

Berry's in Florence, MS

Saturday Jan 19, 2019

11:30 am



For those who want to avoid Hwy 49, we will gather at the Raceway gas station in Richland. Departure is 11:00am sharp. From there, we will travel on a road parallel to Hwy 49 to Florence.

Be prepared to hand out awards to unsuspecting recipients. An award can be to anyone for anything. Let's make it interesting!

NATCHEZ EURO FEST

FRIDAY-SATURDAY, APRIL 5-6, 2019

Mike Marsh has announced that the dates for Natchez Euro-Fest will be **April 5-6, 2019**.

Here is a link to the website.

<http://www.euro-fest.net/natchez/index.php>

Here is a link to the entry form. Be sure to get your entries in soon so he can get an accurate head count.

<http://euro-fest.net/natchez/form.php>

Exhaust Rattles

By Charlie Durning

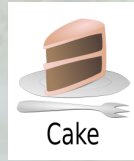


Morris Minor Two-Speed wiper conversion


The wipers on my (Oops...Donna's) Morris are really pathetic. They are slow and the sweep is too short to do any good. In looking at the MGB I scrapped a couple of weeks ago, the wiper motor is a 2 speed, it works, and it is free. *Hmmm...that has possibilities.* I have seen kits to do the conversion, but, what's the fun in that? So I thought I would give it a try on my own. How hard could it be?



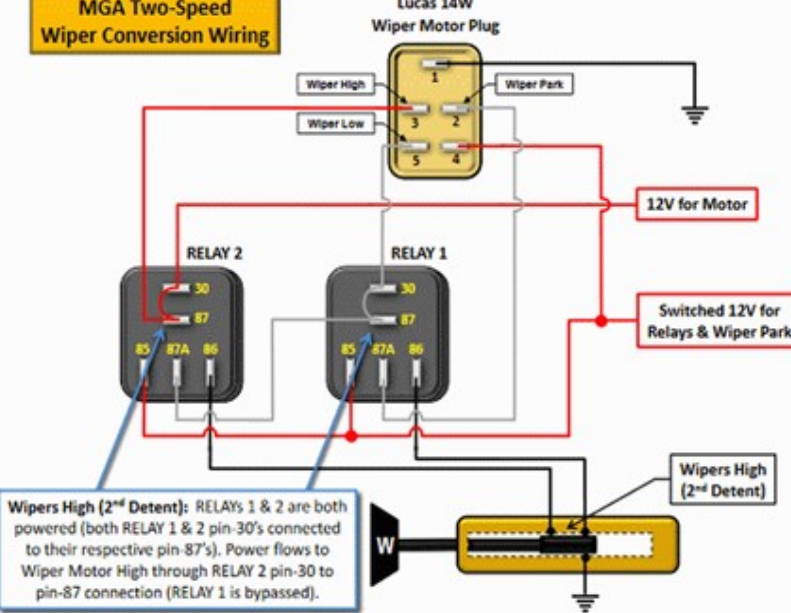
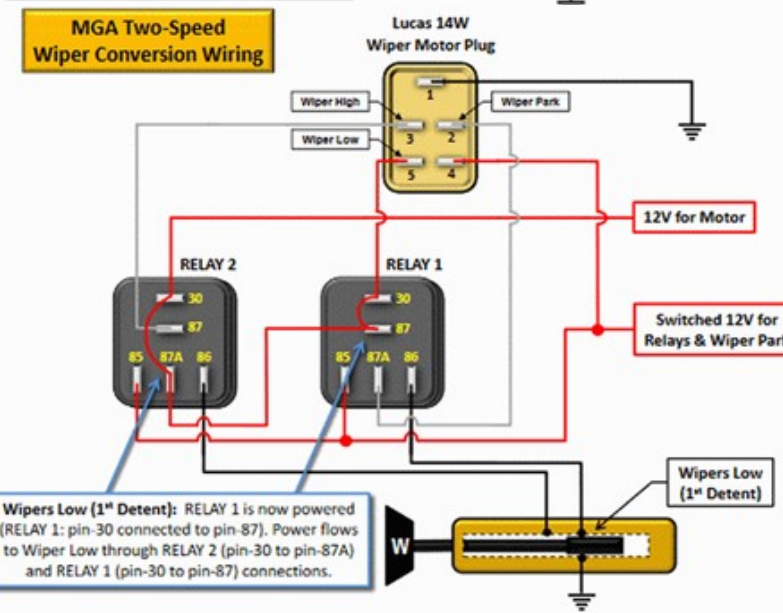
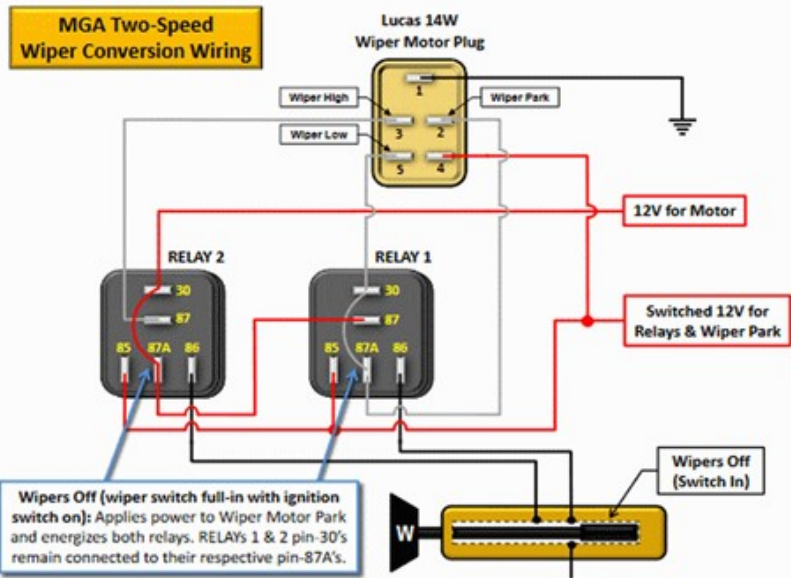
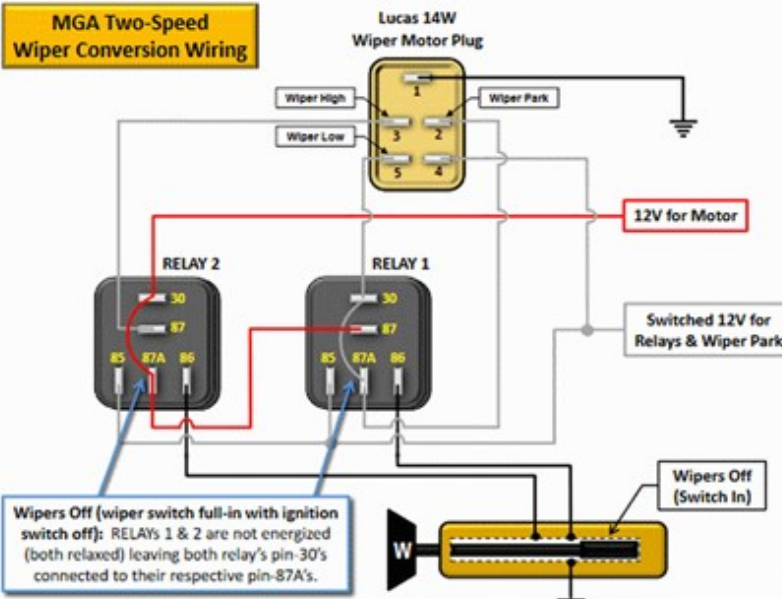
What could possibly go wrong? Well first of all, the mount is different, the sweep is different, the wiring is different, the switch is different and it parks the wipers on the opposite side. Piece of cake, I hope.




In disassembling the motor on the Morris to get it free from the cable to the wiper boxes, I noticed that the connection to the cable is the same as the MGB. Now things are looking good. Once the MGB motor was attached to the cable I could see the real difference in the mounting. There is only so much room fore and aft, up and down and side to side. The motor had to attach to the cable conduit without moving it too far out of place. The motor had to clear air filters on the engine and clear the fender. And it had to clear the hood/bonnet when closed.



Physically the wiper motor is now mounted to the car. Next challenge is the wiring. Now I could have bought a conversion harness and be done with it, but NOOOO... I had to do it myself. That and I wanted the freedom to run the wiring where I wanted it and I wanted to add relays. As luck would have it I found a wiring diagram, on the MGA Guru website, with relays and I could use a push pull headlight switch instead of the toggle switch supplied with the conversion kit. The knob on the push pull switch would match the other knobs on the dash, whereas the toggle switch would be out of place.



Luckily, I thought far enough ahead to salvage the plug and some wiring from the scrapped MGB harness. Fortunately the wires are just long enough to get the job done. Whew! While doing the wiring, the “might as wells” kicked in. Since I needed a hot 12-volt power source for the wipers, and I didn’t want to overload the Morris’ delicate wiring, I decided to add a sub fuse panel powered through a relay. Though this might be overkill, I ran a 10 ga wire from the start sol to the relay and from the relay to the fuse panel common connection. From the relay I ran a ground wire, and a wire to a switched connection on the original Morris fuse panel. Now the new fuse panel is only hot with the ignition switch on.



All that was left was to follow the wiring diagrams to get the high and low speeds on the wiper motor and install the new switch in the dash.

With the mount and wiring complete the next issue is with the wiper sweep and park. The original Morris wiper is marked with a 110 degree sweep. The MGB is marked with a 105 degree sweep. Since the original 110 degree sweep was not enough, chances are the 105 degree will be less. Time to do some digging. With a simple search I came up with a required sweep for the Morris to be between 130 and 150 degrees, depending upon the source. After further digging, I found a company in England that would sell me just the gear for the 2-speed wiper conversion. Though they would not disclose the degree of sweep, I suspect the gear will have the spec stamped onto it and it should park the wipers to the left, fingers crossed. In the end the 105 degree sweep is good. Unfortunately that gear never arrived.



Since the new gear never arrived I thought I would investigate the park feature. As it turns out, the cam for the park can be removed from the gear and reinstalled 180 degrees away. Out again with the wiper motor to see. Sure enough the cam can be removed and repositioned. Once back together the wipers work great in 2 speeds and park where they belong. In the end the 105 degree gear from the MGB proved to give a satisfactory sweep.



Now the Morris has 2 wiper speeds, normal (better than the original motor) and **gusto**. I would consider this a success and it only cost about \$30.00.



Christmas at the Cashmans'

Pat and Barbara Cashman sure know how to host a party. I want to first thank them for opening their garage to the EMC. Though the weather was threatening rain, there was a good turnout. The last head count I have is 44 in attendance. An attendee of note was Duke Baker. While most of us chickened out and drove modern cars, Duke drove his TR3 without the top. Duke said he spent most of the drive dodging rain drops. He wasn't too soaked when he arrived.



Barbara & Pat Cashman

Thank you for a great Christmas party!







We hope you all had
a blessed Christmas
and we wish you
the very BEST in 2019!

Blast from the Past



By Terry & Merideth Trovato



For many years EMC was blessed to have a master baker in Natchez named Edna Welch, and every year for Brits on the Bluff, she would reproduce a handsome cake to feed at least 50 persons containing a reproduction of the Club Crest. She has since retired. Fond memories.

From the Passenger Seat

By Donna Durning



I can't believe Christmas has already come and gone. We spent most of December preparing for and celebrating Christmas with our friends and family. I thought I'd share a few sweet smiles and happy times from one of our Christmas family gatherings. These are memories to cherish!





see you in 2019!



Upcoming Events

English Motoring Club 2019 Calendar

We hope to see you at an upcoming EMC event!

January 19, 2019 - EMC 2018 Awards & 2019 Kick-Off / Florence MS - Make plans now to attend the start of the English Motoring Clubs 2019 season. We'll have a look back and share a chuckle about the times and places of 2018. Sir Woody Chuck-alot will make an appearance so come with your traveling awards from prior years to recognized 2018. Don't forget that new awards are always welcome! We'll be setting out the 2019 schedule of events so bring your suggestions. The fun and frivolity will be held at: Berry's Seafood and Catfish House (2942 US- 49, Florence MS) starting at 11:30am.

Details contact: John Turbeville (601) 940 – 5288.